

# Insight App for IOS and Android

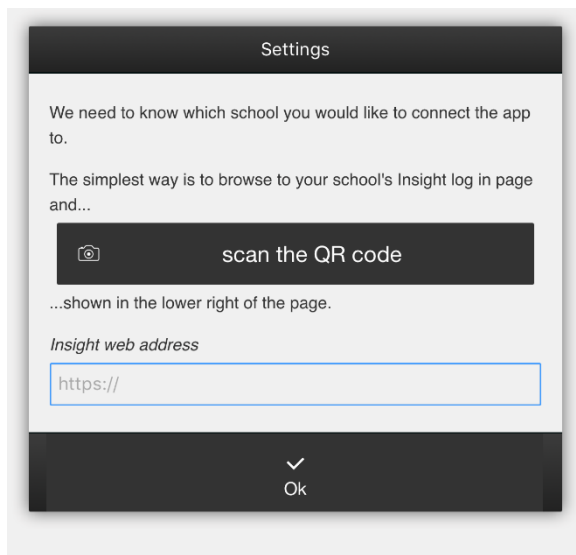
The app will work with both Parental and Student accounts.

Go to the App Store on your device and download the Insight App (Search for **'Insight by TASC'**)

You will see this icon on your screen,

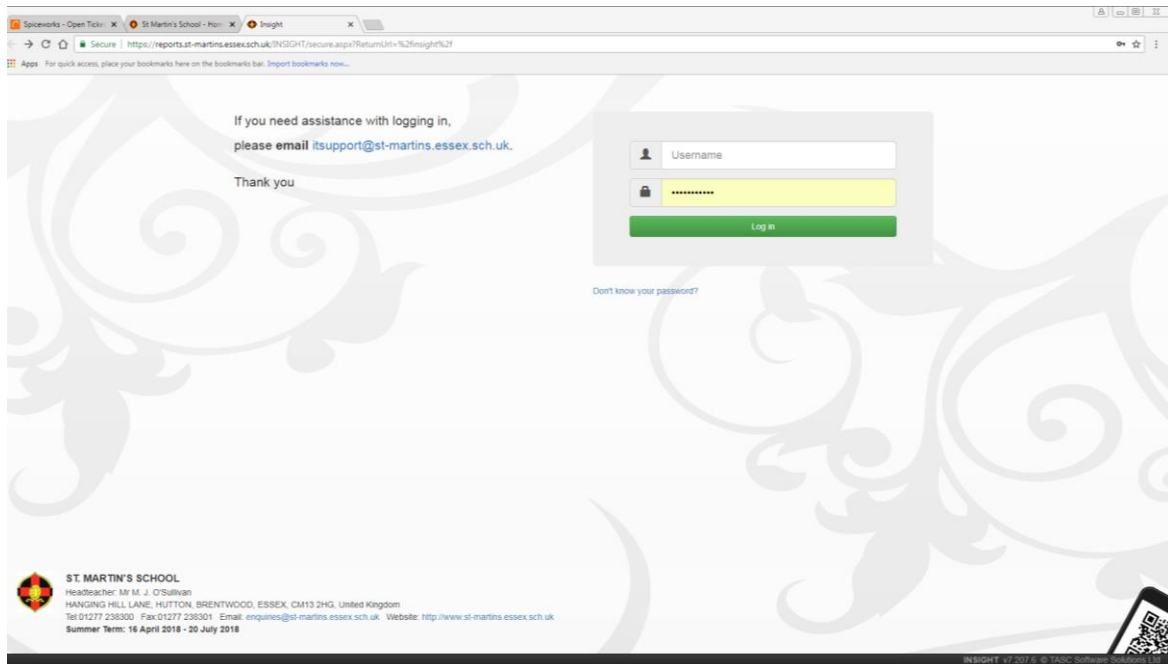


Open the App



You are given 2 options, to scan the QR code that can be found on the Insight landing page (<https://reports.st-martins.essex.sch.uk/INSIGHT/>) or type the address in manually.

## QR Code from Insight Webpage



Click the partially visible QR code to display it



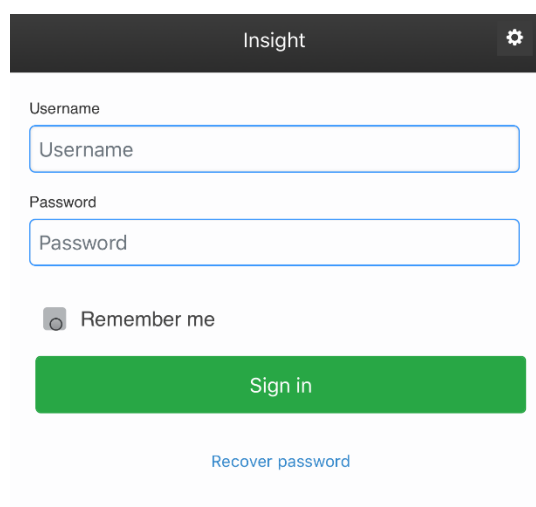
Press 'scan the QR code' on your device and press **OK**

## Manually enter address

Alternatively you can type in the address where it says '**Insight web address**'

<https://reports.st-martins.essex.sch.uk/INSIGHT/>

Once done press **OK**



The screenshot shows the Insight login interface. At the top, there is a dark header with the word "Insight" and a gear icon. Below the header, there are two input fields: "Username" and "Password". The "Username" field contains the text "Username" and the "Password" field contains the text "Password". Below the password field, there is a checkbox labeled "Remember me" which is currently unchecked. At the bottom of the form, there is a large green button labeled "Sign in". Below the button, there is a link labeled "Recover password".

Enter your Insight user name and password that was supplied to you by St Martins School. You also have the option to check the '**remember me**' box. This will save you having to put your user ID and password in every time you use the app.

Click 'Recover password' if you don't know your password. The details will be emailed to you.

If this is the first time you have used insight, you will be prompted to change your password:

For security, please change your password at your earliest convenience.

New password

Retype password

Ok

You will be taken back to the log in screen. Enter the new password you have just created and press **OK**.

