



# St Martin's — School —

Be the best you can be

Executive Headteacher **Jamie Foster**

# Year 11 Information Evening

---



**St Martin's**  
**School**  
Be the best you can be

## Key Staff

**Mr W Bayston:**

**Head of Year 11**

**Ms G Witham:**

**Deputy Head of Year 11**

**Ms A Bryant:**

**Director of KS4**

**Mrs G Tatman:**

**Deputy Headteacher (Students, DSL)**

**Mrs A Day:**

**Deputy Headteacher (Quality of Education)**

**Mr J Peacock:**

**Assistant Headteacher (Assessment)**

# Preparing Your Child for Year 11

---



**St Martin's**  
School

Be the best you can be

## PPEs and Beyond

Mrs A Day – Deputy Headteacher (Quality of Education)

- Understand the GCSE grading system;
- To understand the expectation of GCSE pupils;
- Aware of post-16 options;
- To highlight key strategies used within St Martin's to develop learning and progress.
- To demonstrate practical tips/approaches to help during their GCSEs.

# Preparing Your Child for Year 11



**St Martin's**  
School

Be the best you can be

How the new grades compare with the old ones

## GCSE Grading System

Old grades	New grades
A*	9
A	8
B	7
C	6 5 STRONG PASS 4 STANDARD PASS
D	3
E	2
F	1
G	1
U	U

# Preparing Your Child for Year 11

---



**St Martin's**  
School

Be the best you can be

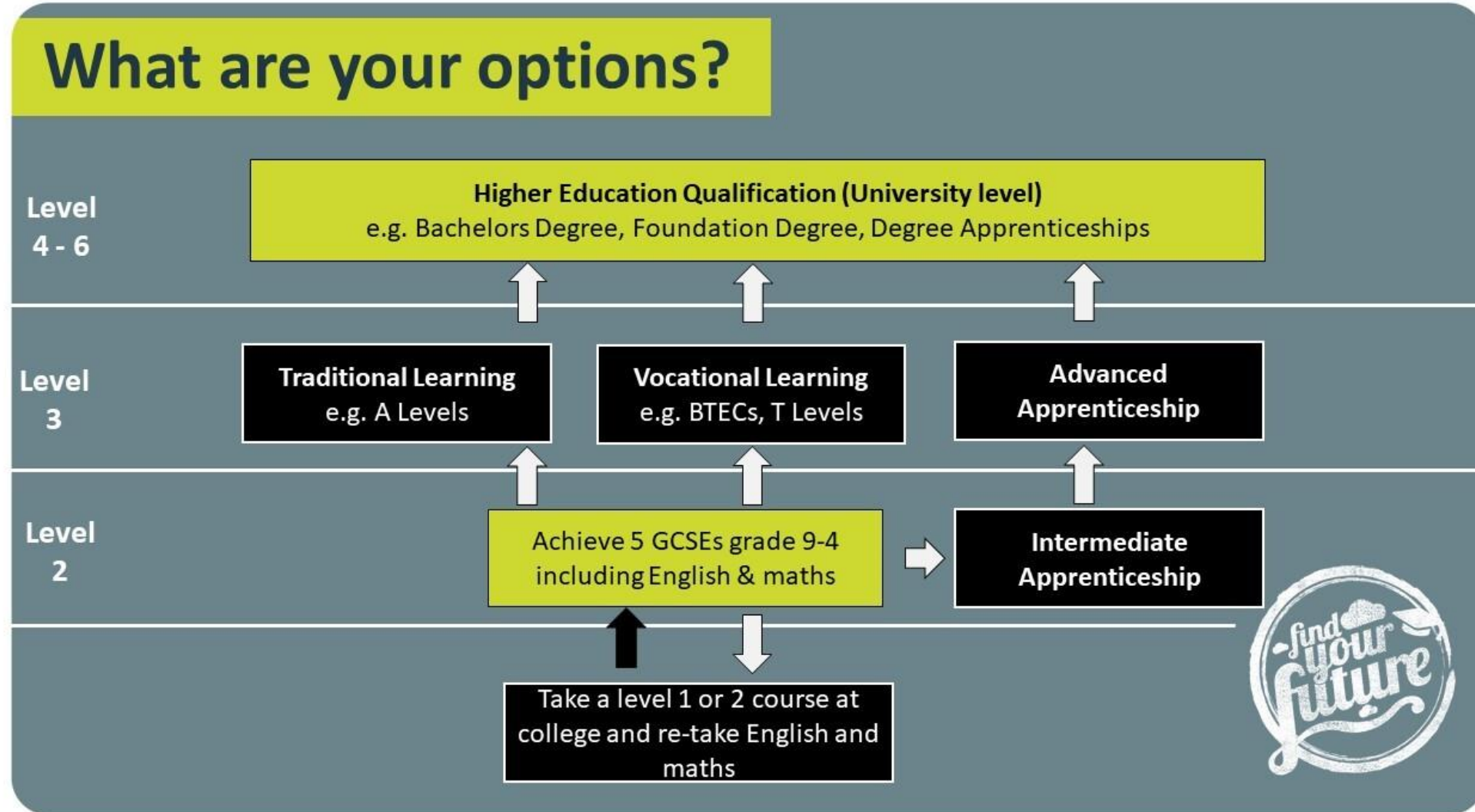
## Expectations of GCSE pupils

- Above 95% attendance
- Punctual
- Embraces our THRIVE model
- Engages with SatchelOne to keep on top of home learning, notices, communications with teachers etc
- Conscientious about their work and mistakes;
- Proactive in their learning
- Plans forward (Proactive not Reactive)



# Preparing Your Child for Year 11

## Post-16 options



# Preparing Your Child for Year 11

---



**St Martin's**  
— School —

Be the best you can be

## Strategies to develop learning and progress

- Flash Cards
- Retrieval Practice
- Spaced Retrieval
- Deconstructing exam questions
- Exemplar answer/mark schemes
- Practice papers
- Websites/Apps

# Recommended Apps/Sites





# Recipe for effective revision & successful results ...



# English

Ms R Goulding – Head of English



**St Martin's**  
School





Be the best you can be

## Be The Best You Can Be

### GCSE Curriculum

#### English Literature:

- An Inspector Calls
- The Merchant of Venice
- A Christmas Carol
- Power & Conflict poetry
- Unseen Poetry



#### English Language:

- Paper 1 = Reading and Writing (fiction)
- Paper 2 = Reading and Writing (non-fiction)

# English



St Martin's  
School

Be the best you can be

## Be The Best You Can Be

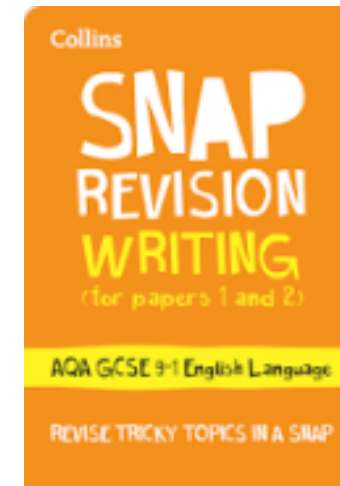
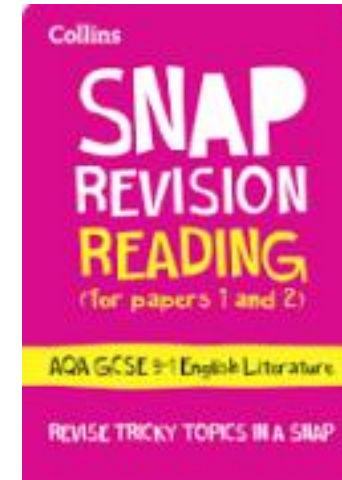
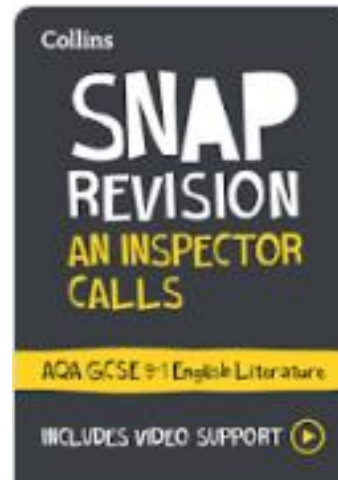
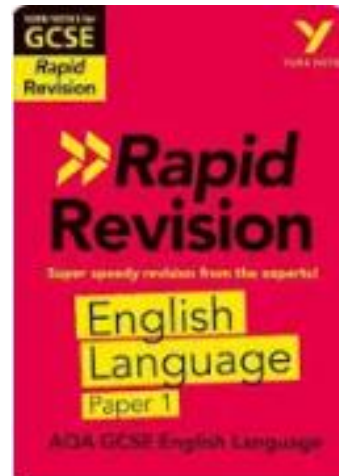

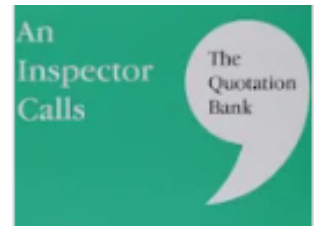
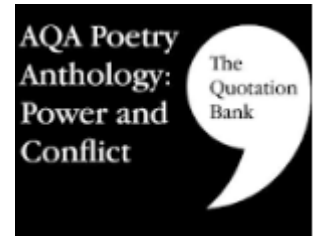

Revision Guides:

CGP

York Notes

Snap

The Quotation Bank



# English



**St Martin's**  
School

Be the best you can be

## Be The Best You Can Be

### Revision & Mental Health

- A quiet space to work
- Short sessions are more effective than hours of cramming
- Talking and sharing ideas together
- Quizzing using directory cards
- Watching the film/live play versions
- BBC Bitesize – Mr Bruff on Youtube
- Drop in sessions every Wednesday after school



#### BITESIZE

[Home](#) [Learn](#) [Support](#) [Careers](#)

GCSE AQA

**English Language**

Part of [English Language](#)

# Maths

Be The Best You Can Be

Ms N O'Hare – Head of Maths

FROM  
SATCHEL

## SPARX MATHS


<https://www.sparxmaths.uk/>

1. Select student
2. Press



3. Use school email address as username
4. Use same password as for school computer login
5. Complete compulsory tasks before exploring XP Boost, Target and Independent learning

### Bookwork codes

- Each question presented to students has a code that is displayed at the top of the question screen:  

- This code is formed of a number (which corresponds to the task number) and a letter (which corresponds to the position within the task).
- Students must note down this code before they do their workings and answer their questions.
- Using randomised codes helps make it harder for students to rely on guesswork when they are given a bookwork check.

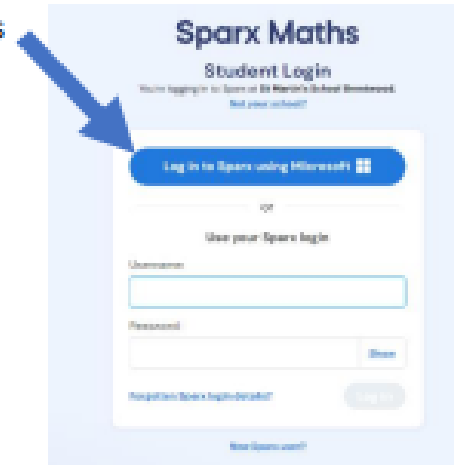
### Other recommended online resources

- <https://corbettmaths.com/contents/>  
- index of all GCSE topics with videos, worksheets and answers
- <https://corbettmaths.com/2023/02/15/edexcel-gcse-foundation-revision/>  
- revision videos and practice papers (foundation)
- <https://corbettmaths.com/2023/02/15/edexcel-gcse-higher-revision/>  
- revision videos and practice papers (higher)
- <https://www.mathsgenie.co.uk/gcse.html>  
-GCSE topics listed in order of grade with videos, exam-style questions and worked solutions for each
- <https://www.mathsgenie.co.uk/papers.html>  
-past exam papers along with worked solutions, markschemes and video walkthroughs

# SPARX MATHS

<https://www.sparxmaths.uk/>

1. Select student
2. Press



3. Use school email address as username
4. Use same password as for school computer login
5. Complete compulsory tasks before exploring XP Boost, Target and Independent learning

## Bookwork codes

- Each question presented to students has a code that is displayed at the top of the question screen:

Bookwork code: 2B

- This code is formed of a number (which corresponds to the task number) and a letter (which corresponds to the position within the task).
- Students must note down this code before they do their workings and answer their questions.
- Using randomised codes helps make it harder for students to rely on guesswork when they are given a bookwork check.



**St Martin's**  
School

Be the best you can be

## Online resources guide

edexcel 

# Maths - SPARX



St Martin's  
School

Be the best you can be

**“1 hour of Sparx Maths a week significantly improves student grades”  
(Independently evaluated by University of Cambridge and RAND Europe)**

The screenshot displays the Sparx Maths website interface. At the top, a blue header bar contains the text "Sparx Maths" on the left, and "70 XP Mr R Weston" along with a notification bell and a menu icon on the right. A vertical sidebar on the left side of the page lists four categories: "Compulsory" (star icon), "XP Boost" (lightning bolt icon), "Target" (crown icon), and "Independent Learning" (lightbulb icon), with the latter being highlighted. The main content area is titled "Independent Learning" and features two tabs: "Find topics" (active) and "My activity". Below the tabs, there are three input fields: "Search for topics:" with a text box containing "Enter topic name or code"; "Your curriculum:" with a dropdown menu set to "Key Stage 3"; and "Default level:" with a dropdown menu set to "Level 2". Underneath these fields, a section labeled "Select a topic:" displays six blue buttons arranged in a 3x2 grid. The buttons are: "Number" (with a calculator icon), "Algebra" (with an  $x^2$  icon), "Ratio and Proportion" (with a 3:2 ratio icon), "Geometry" (with a right-angled triangle icon), "Probability" (with a die icon), and "Statistics" (with a bar chart icon).

# Maths - Revision

---



**St Martin's**  
**School**

Be the best you can be

## Other recommended online resources

- <https://corbettmaths.com/contents/>  
- index of all GCSE topics with videos, worksheets and answers
- <https://corbettmaths.com/2023/02/15/edexcel-gcse-foundation-revision/>  
- revision videos and practice papers (foundation)
- <https://corbettmaths.com/2023/02/15/edexcel-gcse-higher-revision/>  
- revision videos and practice papers (higher)
- <https://www.mathsgenie.co.uk/gcse.html>  
-GCSE topics listed in order of grade with videos, exam-style questions and worked solutions for each
- <https://www.mathsgenie.co.uk/papers.html>  
-past exam papers along with worked solutions, markschemes and video walkthroughs



# Maths

---

Y11 Diagnostic 1H	Corbett Maths Video Number	Name		Morris Chris
Topic		Question	Marks	
Indices	174/175/17	1	4	4
Volume of cuboid	355	2	5	5
Forming and solving linear equations	115	3	4	2
Simultaneous Equations	295	4	3	3
Standard Form	300-303	5	5	3
Combined mean	53a	6	4	4
Inverse proportion	255	7	3	1
Form and solve quadratics	266	8	5	1
Rates of change	390a/b	9	3	2
Density	384	10	4	1
Difference of two squares	120	11a	3	0
Simplifying Algebraic Fractions	24	11b	3	3
Graph Transformations	323	12	2	0
Surds Rationalising Denominators	307	13	5	3
Total			53	32

Y11 Diagnostic 2H	Corbett Maths Video Number	Name		You Got
Topic		Question	Marks	
Dividing in a ratio	270	1	2	2
Venns and set notation	379/380	2	5	3
Trigonometry	329-331	3	3	3
Compound shapes	41	4	5	5
Inverse proportion	255	5	3	3
Compound Interest	236	6	3	1
Boxplots	149/150	7	4	3
3D Trigonometry	332	8	4	1
Indices	17/174	9	5	4
Expressing ratio as fractions	269a	10	4	0
Quadratic Inequalities	378	11	4	4
Vector Geometry	353	12	3	1
Function Notation	369/370	13	4	0
Probability Equations	Mathsgenie	14	5	0
Total			54	30



**St Martin's**  
School

Be the best you can be

# Science

---



**St Martin's**  
**School**  
Be the best you can be

## Be The Best You Can Be

**Ms S Baxter – Head of Science**

Study tips:

### **1. Know what you need to know: AQA specification**

Highlight all the key words in one colour. Make sure you make flashcards or learn the definitions for all of these.

Highlight anything you feel like you've never heard of before in another colour. These are the parts of the spec you need to sit down with a revision guide or textbook and try to learn about before you start your revision.

Highlight areas you're not fully confident on in a third colour. These are areas where you need to make sure you are testing yourself on key words/concepts with flashcards, doing mind maps and practicing past paper questions for.

# Science

---



**St Martin's**  
**School**  
Be the best you can be

## Be The Best You Can Be

**Ms S Baxter – Head of Science**

Study tips:

### **2. Make sure you are revising content in enough detail**

Keep referring back to the specification you printed off and tick off each section as you revise it. This will help you make sure you're not missing out on details you need to know!

All of this revision should be as active as possible. Scientists have proven we are more likely to remember information if we rehearse it, process it, and practice retrieving it. This is one reason flashcards are so great!

# Science

---



**St Martin's**  
School

Be the best you can be

## Be The Best You Can Be

Ms S Baxter – Head of Science

Study tips:

### 3. Practice your maths skills.

Maths skills are assessed across all the GCSE Sciences

- graph skills
- algebra
- handling data: means
- percentages
- significant figures
- decimal places

# Science

---



**St Martin's**  
**School**  
Be the best you can be

## Be The Best You Can Be

Ms S Baxter – Head of Science

Study tips:

### 4. Make use of the resources you have at school

Revision sessions on Thursday after school

Teachers

Satchel

### 5. Practice your exam technique

# Traditional Values

---



**St Martin's**  
— School —

Be the best you can be

**Be Kind, Be Safe, Be Responsible**

**Mrs G Tatman – Deputy Headteacher (Students, DSL)**

# Supporting your child during PPEs/GCSEs

---



**St Martin's**  
School

Be the best you can be

## Exams are a stressful time for any young person

- Mood swings and outbursts are more likely to occur during this period.
- Look out for other signs that your child may be struggling, including poor sleep patterns or a change in appetite or behaviour.



It's worth preparing ways of supporting your child during exam weeks and thinking about how you will react and respond on the day if they don't get the result that they, or you, are hoping for.

**YOUNGmINDS**  
fighting for young people's mental health

# Supporting your child during PPEs/GCSEs

---



**St Martin's**  
School

Be the best you can be

## Things that can help your child in the lead up to exams

- Work with your child to find what revision style works for them.
- Encourage your child to take revision breaks and find a balance between studying and doing things they find enjoyable and relaxing.
- Make sure they are eating and drinking at regular intervals.
- Anxiety is often worst at night and this means it is useful to encourage a good bedtime routine.
- Work with them to develop relaxation techniques.



# Supporting your child during PPEs/GCSEs

---



**St Martin's**  
School

Be the best you can be

## Things that can help your child in the lead up to exams

- Encourage them to take some time after revising to wind down.
- Reassure them – reinforce that you are and will be proud of them no matter what happens.
- Plan a treat or an activity together to mark the end of the exams.
- Set aside one to one time so that they can talk to you about any worries.
- Let them know their feelings are valid and normal, but also offer support and solutions where possible.

Contact us if you have concerns

**YOUNGmINDS**  
fighting for young people's mental health

To sum up

---

# Tips to reduce exam & revision stress



## Reach out

These are unusual times!  
Often talking things through  
with a loved one will help



## You time

Schedule downtime to  
do something you enjoy



## Plan

Create a revision schedule  
but remember to include  
breaks!



## Eat & drink well

Go for healthy food and  
stay hydrated



## Shh!

Work somewhere where you  
can concentrate and put  
your phone down to avoid  
distractions



## Zzz...

Try to get enough sleep  
and don't stay up too  
late!



**St Martin's**  
School

Be the best you can be

# Parental Engagement

---



**St Martin's**  
School

Be the best you can be

## What are the benefits of parental participation?

When schools and parents listen to each other and work together, they have a really positive impact on attainment and student well-being. This is why it is so important that schools work in partnership with their parents, from a child's first days at school right through to when they leave.

At St Martin's we aim to contact parents within 48 hours of the initial communication.

# Year 11 Key Dates



**St Martin's**  
**School**

Be the best you can be

DATE	EVENT
03.11.23	Reports Home
09.11.23	St Martin's Sixth Form online application opens
20.11.23-06.12.23	Year 11 Pre-Public Examinations 1 (PPE)
24.11.23	Staff Inset day- School closed
30.11.23-01.12.23	Art practical PPE exam
15.12.23	Christmas dinner (TBC)
20.12.23	End of term, school closes at 1.30pm
<b>21.12.23 - 5.1.24</b>	<b>Christmas Holiday</b>
18.01.24	PPE results release assembly
18.01.24	Parents' evening
01.02.24	St Martin's School Sixth Form application deadline
<b>19.2.24-23.2.24</b>	<b>February half term</b>
26.02.24 – 01.02.24	Year 11 Core Subjects Pre-Public Examinations 2 (PPE)
11.03.24-13.03.23	Music Controlled Assessments
18.03.24-29.03.24	Drama C2: Scripted Tech & Exam
<b>29.3.24- 12.4.24</b>	<b>Easter holiday</b>
09.5.24	GCSE exam series begins
TBC	Leavers' Day
<b>27.5.24-31.5.24</b>	<b>May Half term</b>
18.07.24	Prom at Boreham House
22.08.24	GCSE Results Day/St Martin's Sixth Form Enrolment

# Parental Engagement

---



**St Martin's**  
School

Be the best you can be

## Key Contacts

Mr W Bayston (HOY11)

[wbayston@st-martins.essex.sch.uk](mailto:wbayston@st-martins.essex.sch.uk)

Mrs G Witham(DHO11)

[jhunt@st-martins.essex.sch.uk](mailto:jhunt@st-martins.essex.sch.uk)

## Form Tutors

Ms L Swan 11R1

Mr D Wattam 11R2

Ms J Box 11R3

Ms J French/Mrs S Baxter 11Q1

Ms O Wright 11Q3

Ms L Nichol 11H1

Mr I Charnock 11H2

Mr S Bash 11H3

Ms B Lewis 11B1

Ms J Pitman 11B2

***Thank you for coming.***

***A copy of this presentation will be emailed  
out tomorrow.***