

Board 1

Initial Ideas and Artist Analysis

Question title, Statement of Intent, Moodboard, 4-5x artist print outs with analysis, 3x artist studies.

Board 2

Photographs

A photoshoot that responds to your artists. 25-30 contact sheet, 10-12 enlargements, Annotation.

Board 3

Observations

Working from your photos, create a range of observational studies that shows your skill in a variety of media. 4-5x pieces. \* Tonal pencil, pen, oil paint, acrylic, pastel, watercolour, printing, etc. Annotation.

Board 4

Experimentation


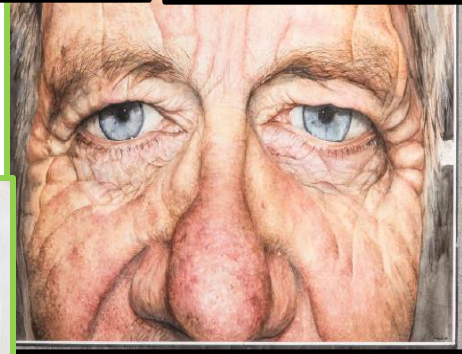

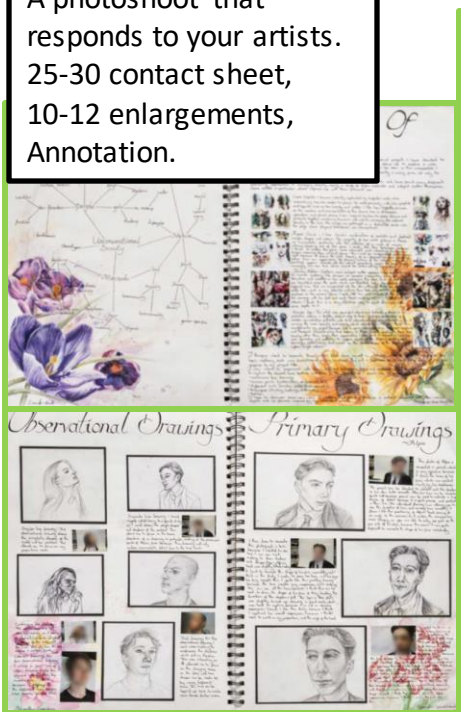
Work that shows a range of ideas using materials in a skillful manner. 4-5x pieces. \* Mixed media, layering, mirroring, different backgrounds, colour schemes, working on different surfaces, etc. Annotation.

Board 5

Development

Using your photos, create a range of artwork that closely works in the style of your artists. 4-5x pieces. \*Consider composition, materials, techniques, colour schemes, etc. Annotation.

2-3 final designs that show artist connections, Annotation, Photos, Optional – final ideas mind-map, swatches, sketches, further refinement, new final photoshoot.



EXAM: 15 hours – 3 days