

## **Outcomes for students in receipt of the Pupil Premium at St. Martin's School 2018/19**

In the 2018/19 academic year, there were 287 students in Year 11, 28 of whom received the Pupil Premium at the time of sitting their GCSEs. This makes the PP population 10% of the cohort.

### **GCSE Exam Results Yr11:**

Students achieving a grade 4 in both English and maths:

Non Pupil Premium: 78%

Pupil Premium: 43%

National Average of Pupil Premium: 44%

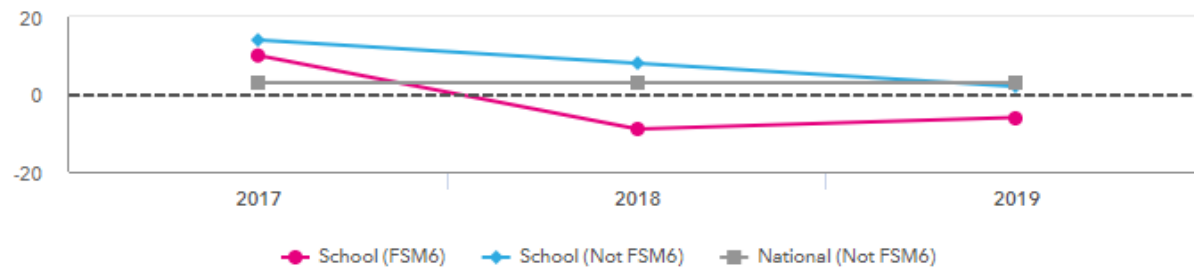
### **Achievement in English and maths:**

<b>Not achieving a grade 4 in English or maths</b> 29% (8 students)	<b>Achieving a grade 4 in maths but not English.</b> 11% (3 students)
<b>Achieving a grade 4 in English but not maths</b> 18% (5 students)	<b>Achieving a grade 4 in both English and maths.</b> 43% (12 students)

### **% English and Maths (Grade 4+)**

## KS4 progress for disadvantaged pupils 2019

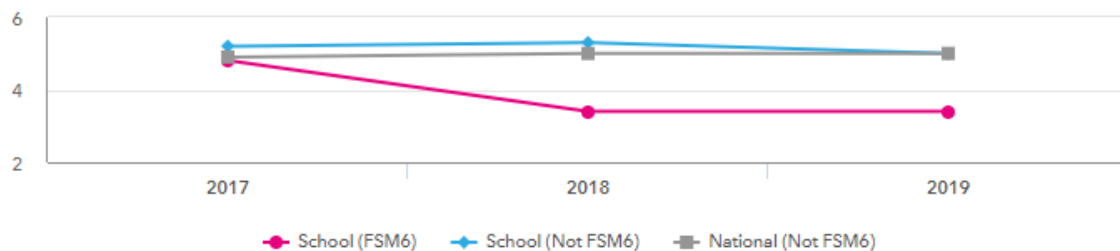
% English & Maths (Grade 4+) ∨



## Attainment 8

### KS4 attainment for disadvantaged pupils 2019

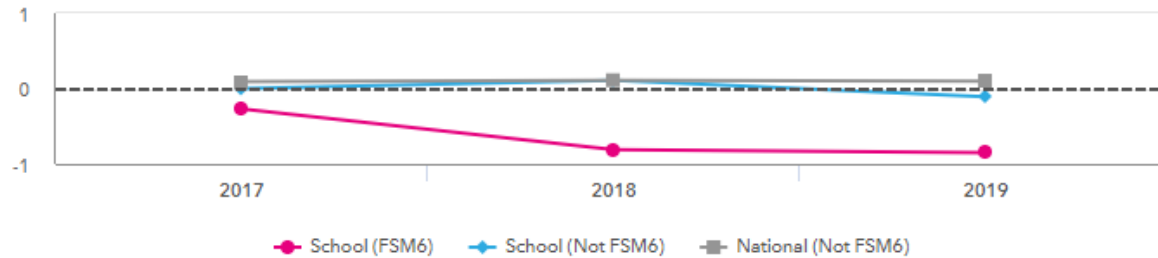
Attainment 8 (Overall) ∨



## Progress 8

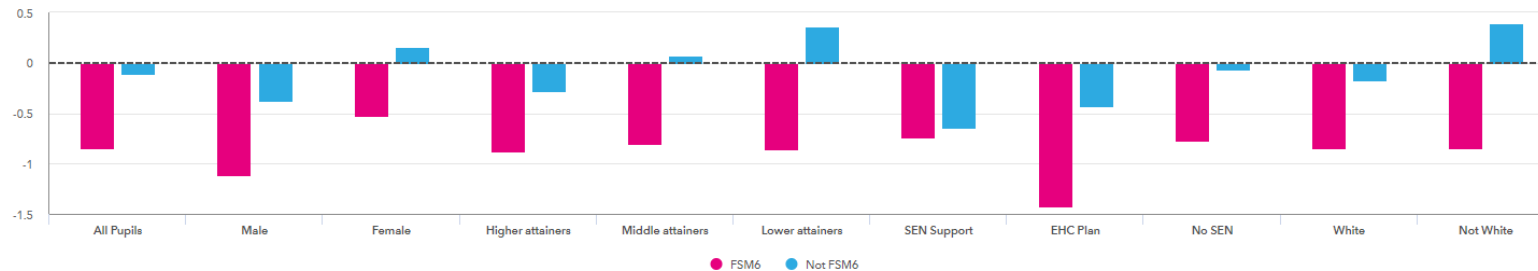
## KS4 progress for disadvantaged pupils 2019

### Progress 8 (Overall) ∨



### Progress gap

#### Progress 8 (Overall) ∨



9-4 in English and Maths for PP students now stands at 43% compared with 78% for NPP; this is a 7% decrease from last year. 8 students

did not achieve their 9-4 in English and Maths. 12 students out of 28 achieved a standard pass in English and Maths.

The gap between NPP and PP students is now 35% a slight increase from the gap of 33% seen in 2018 but better than the gap seen in 2016 (36%). Essex NPP/PP gap in 2019 was 26.3%.